

Fire Protection and Acoustic rated down light.



90 minute protection

BS476 Part 20
Part 21 & Part 23

Part "C"
Compliant.

Stops moisture & air flow through the luminaire.

IP20



Max. 50W

**Fire Rated GU10
240 Volt
Fixed Downlight.**



BS EN ISO
140-3: 1995

&
BS EN ISO
140-6: 1998

(Acoustic rating)
PART "E"

**PLEASE ENSURE THESE INSTRUCTIONS ARE READ THOROUGHLY BEFORE
INSTALLATION AND A COPY IS AVAILABLE FOR FUTURE REFERENCE**

Important Information:

It is recommended that luminaires are installed and fitted by a qualified electrician ensuring the installation complies with the current IEE wiring regulations BS7671 1992.

This product is designed for connection to a 240 Volt supply.

This product is double insulated - There is a terminal for **EARTH PROVISION**.

This product has two silicone seals for Part C Compliance.

Always switch off the mains supply before servicing, fitting or replacing lamps.

Always check the lamp is correct for the application including its wattage and voltage.

Special attention should be paid to any installations with low ceiling voids.

Never exceed the maximum wattage.

Ensure the lamp is correctly located in the lampholder.


Installation Instructions

We recommend that a sample hole be cut in some scrap material to familiarise yourself with the installation. Once you are completely satisfied:

Locate the areas suitable for installing these luminaires.

Cut a suitable hole in the ceiling and ensure sufficient ceiling void without infringing on joists, water pipes or electrical cables.


Stage 1. Read instructions and check you have all the tools and accessories to complete the installation correctly.



Stage 2. Cut a suitable hole in 60 or 90 minute fire rated ceiling.



Stage 3. Press springs back and push luminaire body into aperture. Connect luminaire to a 240V supply.



Luminaire suitable for 30 Min. 60 Min. & 90 Min. fire rated timber ceiling & suspended ceilings

Installation instructions (continued)

Connect this product to a 240 volt supply.

This appliance is Class II.

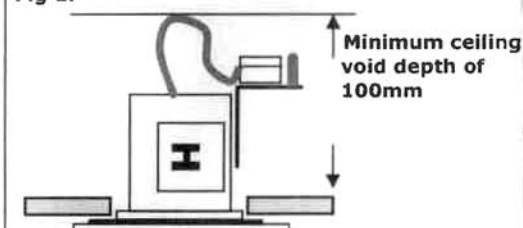
This product is double insulated - There is a terminal for **EARTH PROVISION**.

Ensure there is adequate free air flow around the fitting.

There must be at least 0.5m distance between the front of the luminaire and the nearest illuminated surface.

Fit this product as illustrated fig 1

Fig 1.



Minimum ceiling
void depth of
100mm

Hole size required: 72mm (Fixed Downlight)

Replace failed lamps immediately:
Always allow the lamp and fitting to
cool before replacing lamp.

Lamp required: GU10
Max Wattage: 50W
Voltage: 240V



To meet "Part C" of the building regulation and provide sufficient air-tightness to avoid condensation forming in cold un-vented roof spaces a seal is fitted in front of the lamp.

This luminaire is suitable for installations where vapour permeable membranes are installed.



This luminaire is suitable for mounting on a Normally Flammable Surface.
(e.g. Wooden ceiling or a material based on wood)

The maximum lamp rating is 50 watts - Aluminium Reflector lamps are recommended.

When your light comes to the end of its life or you have chosen to change it, please do not dispose of it with your normal house hold waste or by using a local amenity tip. When you buy a replacement fitting take this fitting to your retailer for them to recycle. Regulations (**WEEE Directive effective July 2006**) will oblige retailers & some recycling centres to take in **Waste from Electrical & Electrical Equipment.**

